



How to make the Submarine Dive:

1. **Pull out** the detachable Periscope-Radar Assembly on top of the submarine. Dip the submarine in the water, and then **shake out the excess water**. It is okay if there is still a bit of water left.
2. **Place baking powder** into the Bubble Chamber, making the chamber **2/3 full** with baking powder.



Periscope-Radar Assembly

Bubble Chamber




3. **Wipe off the excess baking powder** and then **quickly insert the Periscope-Radar Assembly**, pressing it in firmly.

4. **Grasp the submarine by the Periscope-Radar Assembly** and **shake the submarine, in the water, vigorously for about 10 seconds**.




Shake the submarine vigorously!



5. **Let go** of the submarine and it will **submerge**. Within **30 seconds**, the submarine will **surface automatically**.

Want to make the submarine submerge again? **Repeat steps 4 and 5, and the submarine will submerge and surface.**



DID YOU KNOW: *Some submarines can remain submerged (underwater) for months at a time!*